

# Peak Investment Partners

Portfolio Management Service in Direct Shares



Performance with Relationship

## Privately Owned Portfolio Management Company

- Peak established in 2003 providing 'individually managed accounts (IMA's)
- Strong relationship with over 260 families with over 320 individual portfolios
- Portfolios under management of over \$660m

## Investment Solutions for you

- Personal service with direct access to your own portfolio management team
- We establish and manage your own individual portfolio
- Achieve after tax returns that meets your investment goals

## Your Personal Portfolio Management Team

- Ian Wenham – CEO, Chief Investment Officer & Portfolio Manager
- Richard Nicholas – Director & Portfolio Manager
- Andrew Martin – Director & Portfolio Manager
- Paul Israel – Director & Portfolio Manager
- Jonathan Liu, Luke Walters & Elle McMurrin – Analyst / Assistant Portfolio Manager
- Kim McQuaid, Shellee Parker & Noel Yu – Relationship & Admin Team

## Experience

- > 30 yrs
- > 30 yrs
- > 25 yrs
- > 20 yrs

## Direct Securities

- Manage Direct Australian Equities, Australian Hybrid income securities and overseas investments

## Our Clients

- High net worth families - Individuals, Family Trusts, DIY Super, Companies & Not for Profits

## Portfolio Services

- Your own designed Portfolio 'IMA' >\$500,000 through Peak
- Your choice of Peak Model Portfolios 'SMA' < \$500,000 through Praemium investment via PDS

<b>TO 30 JUNE 2021</b>	<b>1 Yr</b>	<b>3 Yrs p.a.</b>	<b>5 Yrs p.a.</b>	<b>10 Yrs p.a.</b>	<b>Inception p.a.</b>
<b>LOWER RISK</b>					
Peak Navin Australian Income	23.6%	12.9%	10.6%	11.7%	9.3%
ASX 300 Accumulation Index	28.5%	9.8%	11.3%	9.2%	6.6%
<b>Gain over index</b>	<b>-4.9%</b>	<b>+3.1%</b>	<b>-0.7%</b>	<b>+2.5%</b>	<b>+2.7%</b>
<b>HIGHER RISK</b>					
Peak Navin Industrial Growth	23.8%	11.9%	10.4%	12.7%	10.1%
ASX 200 Accumulation Index	27.8%	9.6%	11.2%	9.3%	6.7%
<b>Gain over index</b>	<b>-4.0%</b>	<b>+2.3%</b>	<b>-0.8%</b>	<b>+3.4%</b>	<b>+3.4%</b>
Peak Navin Australian High Growth	23.5%	13.2%	12.1%	11.8%	10.3%
ASX 200 Accumulation Index	27.8%	9.6%	11.2%	9.3%	6.7%
<b>Gain over index</b>	<b>-4.3%</b>	<b>+3.6%</b>	<b>+0.9%</b>	<b>+2.5%</b>	<b>+3.6%</b>
Peak Smaller Companies	22.5%	9.1%	11.3%		11.1%
ASX Smaller Ordinaries Accum. Index	33.2%	8.6%	11.2%		8.6%
<b>Gain over index</b>	<b>-10.7%</b>	<b>+0.5%</b>	<b>+0.1%</b>	<b>+0.0%</b>	<b>+2.5%</b>

Source: Peak Navin Australian Income, Peak Navin Industrial Growth and Peak Navin Australian High Growth: Praemium Model Portfolios  
Peak Smaller Companies Model: Powerwrap historical data for model portfolio between 14/9/12 and 27/3/17, and Praemium model portfolio since 27/3/17

Model Portfolio Performance is based on the theoretical performance of the Model Portfolio and does not take into account any fees applicable.

These fees include Model Portfolio Investment Fees, Administration Fees and certain transactional and operation costs.

Applicable fees are set out in the Peak Financial Services Guide for SMA Services.

Actual Portfolios may not perform in the same manner as Model Portfolios, depending on the customisations and timing issues.

Accordingly, the actual after tax returns you receive are likely to be different from the Model Portfolio returns and those of other investors.

Past Performance is no indicator of future performance. The value of investments and the income from them can fall as well as rise and is not guaranteed.

Peak Investment Partners Pty Ltd is an Authorised Representative of Peak Investment Holdings Pty Ltd AFSL 304008  
Level 11, 56 Pitt Street, Sydney NSW 2000, Australia

Contact us for more information: (+61 2) 8274 5800 | info@peakinvest.com.au | www.peakinvest.com.au

The Peak Navin Income Model is a portfolio constructed of higher yielding Australian shares. It aims to provide investors with a stable income stream with diversification benefits to reduce risk.

### Portfolio Description

The Peak Investment Partners Income Model is a separately managed account (SMA) actively managed by Peak Investment Partners (Peak). SMAs are professionally managed portfolios of direct shares where the investor receives beneficial ownership of the underlying securities.

### Investor Profile

The Income Model is designed for investors who:

- Seek a tax effective income stream with some capital growth
- Have a medium to long-term investment horizon
- Accept the risk of significant share price fluctuations

### Key Portfolio Features

Model Inception	18/06/2006
Benchmark	S&P/ ASX 300 Accumulation Index
Number of Stocks	15 - 30
Investment Horizon	Over 5 years
Authorised Investments	Australian Shares & Cash

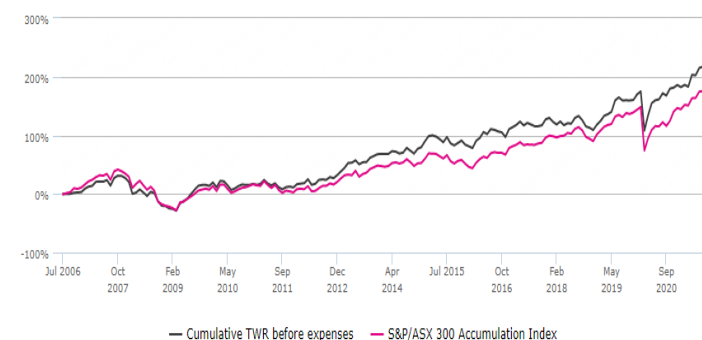
### Performance to 30th June 2021

Return %	1yr (%)	3yr (%p.a.)	5yr (%p.a.)	Inception (%p.a.)
<b>Income Model</b>	23.6%	12.9%	10.6%	9.3%
<b>ASX 300 Accum.</b>	28.5%	9.8%	11.3%	6.6%
<b>Outperformance</b>	-4.9%	+3.1%	-0.7%	+2.7%

Figures presented are provided by Praemium and are before expenses. Information correct as at 30th June 2021

Past performance is not a reliable indicator of future performance. While returns above and the chart below are from the model portfolio within Praemium, they are not the actual performance but indicative of the portfolio performance in Praemium.

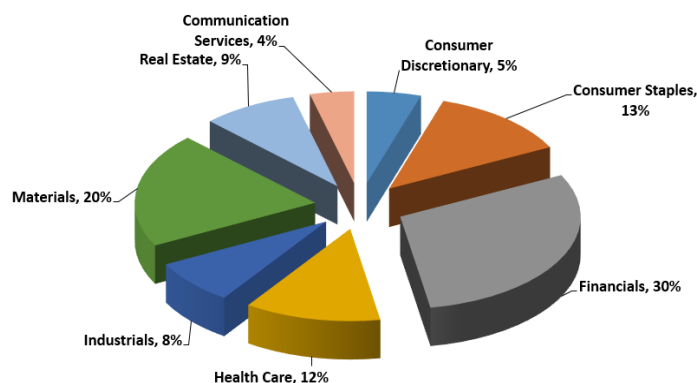
Cumulative returns over time



### Top 10 Holdings

#	Company	Portfolio Weighting
1	Commonwealth Bank	8.6%
2	BHP Billiton Limited	7.3%
3	Westpac Banking Corp	5.6%
4	CSL Limited	5.5%
5	Wesfarmers Limited	5.3%
6	Goodman Group	5.2%
7	Mineral Resources	5.0%
8	Domino PIZZA	4.8%
9	ANZ Banking Group Limited	4.7%
10	SYD Airport	4.5%

### Sector Allocation



### Peak Investment Partners

Founded in 2003, Peak is a successful boutique Australian portfolio manager who partners with individuals, families and 'not for profit' organisations to achieve their investment management goals. Predominantly owned and operated by its directors, Peak delivers private, trusted advice and matches investment solutions to individual needs, wants and circumstances.

Portfolio managers Ian Wenham and Paul Israel are experienced in research and funds management, having held senior positions with leading global investment banks in Australia, Hong Kong as well as with Australian fund managers

Their expertise at managing investment portfolios combined with in-depth experience in global investment markets means that Peak consistently achieves superior portfolio outcomes for its clients.

© 2018 Peak Investment Partners Pty Ltd (ABN 12 109 434 880) is an authorised representative of Peak Investment Holdings Pty Ltd (ABN 17 118 685 993) who holds an Australian Financial Service Licence No.304008. This document provides general information only and is not intended to be a recommendation to invest in any product or financial service mentioned above. The general information in this document has been prepared without reference to any recipient's objectives, financial situation or needs. Before making any financial investment decisions we recommend recipients obtain legal and taxation advice appropriate to their particular needs. Please consult the appropriate Product Disclosure Statement for information regarding the Smaller Companies Model Portfolio.

The Peak Navin Industrial Growth Model is designed to providing investors with stable long-term capital gains, consistent real returns and diversification benefits to reduce risk

### Portfolio Description

The Peak Navin Industrial Growth Model is a separately managed account (SMA) actively managed by Peak Investment Partners (Peak). SMAs are professionally managed portfolios of direct shares where the investor receives beneficial ownership of the underlying securities.

### Investor Profile

The Industrial Growth Model is designed for investors who:

- Seek prospects for capital growth with some income
- Have a medium to long-term investment horizon
- Accept the risk of significant share price fluctuations

### Key Portfolio Features

Model Inception	21/07/2006
Benchmark	S&P/ ASX 200 Accumulation Index
Number of Stocks	15 - 30
Investment Horizon	Over 5 years
Authorised Investments	Australian Shares & Cash

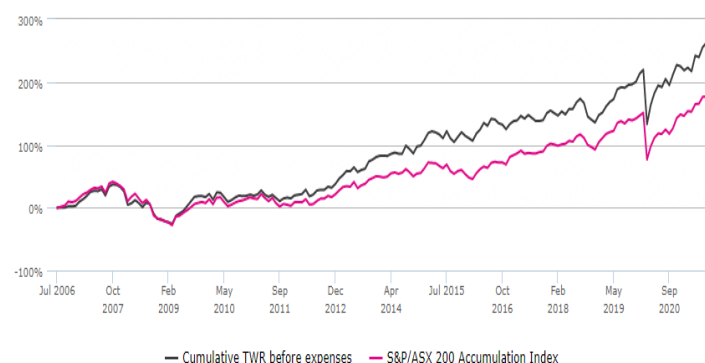
### Performance to 30th June 2021

Return %	1yr (%)	3yr (%p.a.)	5yr (%p.a.)	Inception (%p.a.)
<b>Industrial Gwth</b>	23.8%	11.9%	10.4%	10.1%
<b>ASX 200 Accum.</b>	27.8%	9.6%	11.2%	6.7%
<b>Outperformance</b>	-4.0%	+2.3%	-0.8%	+3.4%

Figures presented are provided by Praemium and are before expenses. Information correct as at 30th June 2021

Past performance is not a reliable indicator of future performance. While returns above and the chart below are from the model portfolio within Praemium, they are not the actual performance but indicative of the portfolio performance in Praemium.

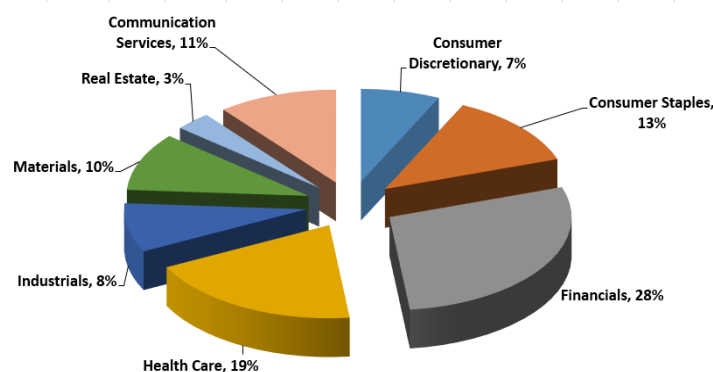
Cumulative returns over time



### Top 10 Holdings

#	Company	Portfolio Weighting
1	Commonwealth Bank	8.9%
2	CSL Limited	7.2%
3	Aristocrat Leisure	7.0%
4	James Hardie	6.6%
5	REA Group	6.5%
6	Macquarie Group Limited	6.3%
7	Resmed	6.3%
8	Wesfarmers Limited	5.3%
9	Westpac Banking Corp	4.8%
10	SYD Airport	4.5%

### Sector Allocation



### Peak Investment Partners

Founded in 2003, Peak is a successful boutique Australian portfolio manager who partners with individuals, families and 'not for profit' organisations to achieve their investment management goals. Predominantly owned and operated by its directors, Peak delivers private, trusted advice and matches investment solutions to individual needs, wants and circumstances.

Portfolio managers Ian Wenham and Paul Israel are experienced in research and funds management, having held senior positions with leading global investment banks in Australia, Hong Kong as well as with Australian fund managers

Their expertise at managing investment portfolios combined with in-depth experience in global investment markets means that Peak consistently achieves superior portfolio outcomes for its clients.

© 2018 Peak Investment Partners Pty Ltd (ABN 12 109 434 880) is an authorised representative of Peak Investment Holdings Pty Ltd (ABN 17 118 685 993) who holds an Australian Financial Service Licence No.304008. This document provides general information only and is not intended to be a recommendation to invest in any product or financial service mentioned above. The general information in this document has been prepared without reference to any recipient's objectives, financial situation or needs. Before making any financial investment decisions we recommend recipients obtain legal and taxation advice appropriate to their particular needs. Please consult the appropriate Product Disclosure Statement for information regarding the Smaller Companies Model Portfolio.

# Peak Investment Partners

## Australian High Growth

June 2021



The Peak Navin Australian High Growth Model is designed to providing investors with stable long-term capital gains, consistent real returns and diversification benefits to reduce risk

### Portfolio Description

The Peak Navin Australian High Growth Model is a separately managed account (SMA) actively managed by Peak Investment Partners (Peak). SMAs are professionally managed portfolios of direct shares where the investor receives beneficial ownership of the underlying securities.

### Investor Profile

The Australian High Growth Model is designed for investors who:

- Seek prospects for capital growth with some income
- Have a medium to long-term investment horizon
- Accept the risk of significant share price fluctuations

### Key Portfolio Features

Model Inception	21/07/2006
Benchmark	S&P/ ASX 200 Accumulation Index
Number of Stocks	15 - 30
Investment Horizon	Over 5 years
Authorised Investments	Australian Shares & Cash

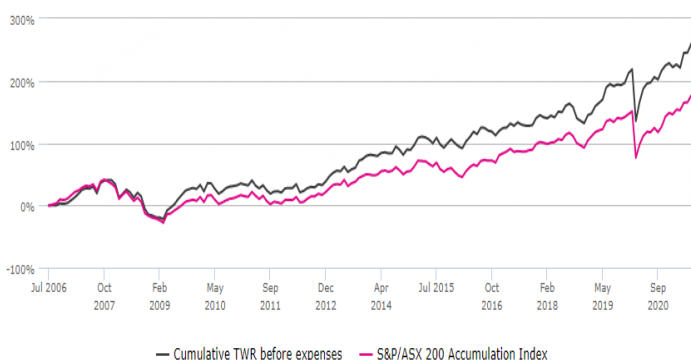
### Performance to 30th June 2021

Return %	1yr (%)	3yr (%p.a.)	5yr (%p.a.)	Inception (%p.a.)
<b>Aus High Gwth</b>	23.5%	13.2%	12.1%	10.3%
<b>ASX 200 Accum.</b>	27.8%	9.6%	11.2%	6.7%
<b>Outperformance</b>	-4.3%	+3.6%	+0.9%	+3.6%

Figures presented are provided by Praemium and are before expenses. Information correct as at 30th June 2021.

Past performance is not a reliable indicator of future performance. While returns above and the chart below are from the model portfolio within Praemium, they are not the actual performance but indicative of the portfolio performance in Praemium.

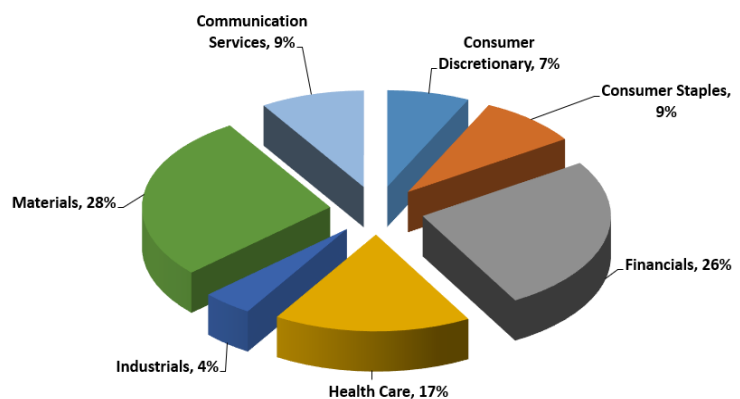
Cumulative returns over time



### Top 10 Holdings

#	Company	Portfolio Weighting
1	Commonwealth Bank	9.0%
2	CSL Limited	7.4%
3	BHP Billiton Limited	7.4%
4	Aristocrat Leisure	7.1%
5	Resmed Inc	6.4%
6	James Hardie	5.4%
7	REA Group	5.3%
8	Wesfarmers Limited	5.0%
9	Macquarie Group Limited	4.6%
10	Westpac Banking Corp	4.5%

### Sector Allocation



### Peak Investment Partners

Founded in 2003, Peak is a successful boutique Australian portfolio manager who partners with individuals, families and 'not for profit' organisations to achieve their investment management goals. Predominantly owned and operated by its directors, Peak delivers private, trusted advice and matches investment solutions to individual needs, wants and circumstances.

Portfolio managers Ian Wenham and Paul Israel are experienced in research and funds management, having held senior positions with leading global investment banks in Australia, Hong Kong as well as with Australian fund managers

Their expertise at managing investment portfolios combined with in-depth experience in global investment markets means that Peak consistently achieves superior portfolio outcomes for its clients.

© 2018 Peak Investment Partners Pty Ltd (ABN 12 109 434 880) is an authorised representative of Peak Investment Holdings Pty Ltd (ABN 17 118 685 993) who holds an Australian Financial Service Licence No.304008. This document provides general information only and is not intended to be a recommendation to invest in any product or financial service mentioned above. The general information in this document has been prepared without reference to any recipient's objectives, financial situation or needs. Before making any financial investment decisions we recommend recipients obtain legal and taxation advice appropriate to their particular needs. Please consult the appropriate Product Disclosure Statement for information regarding the Smaller Companies Model Portfolio.

The Peak Smaller Companies Model is designed for growth opportunities holding stocks that are under recognised in the global marketplace allowing investors to reap gains before mutual funds invest.

### Portfolio Description

The Peak Investment Partners Smaller Companies Model is a separately managed account (SMA) actively managed by Peak Investment Partners (Peak). SMAs are professionally managed portfolios of direct shares where the investor receives beneficial ownership of the underlying securities.

### Investor Profile

The Smaller Companies Model is designed for investors who:

- Seek prospects for capital growth with some income
- Have a medium to long-term investment horizon
- Accept the risk of significant share price fluctuations

### Key Portfolio Features

Model Inception	09/08/2012
Benchmark	S&P/ ASX Small Ords Accumulation Index
Number of Stocks	15 - 30
Investment Horizon	Over 5 years
Authorised Investments	Australian Shares & Cash

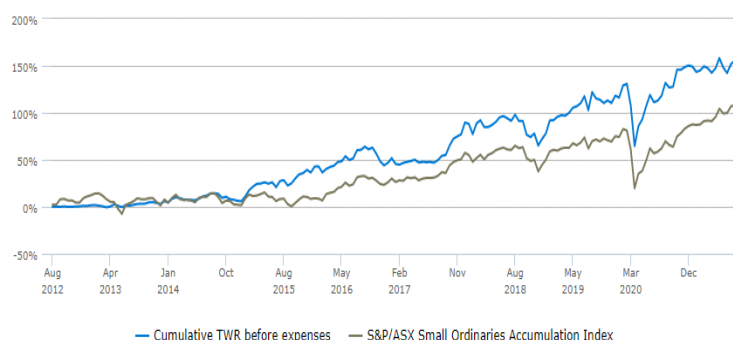
### Performance to 30th June 2021

Return %	1yr (%)	3yr (%p.a.)	5yr (%p.a.)	Inception (%p.a.)
<b>Smaller Comps.</b>	22.5%	9.1%	11.3%	11.1%
<b>ASX Small Ords</b>	33.2%	8.6%	11.2%	8.6%
<b>Outperformance</b>	-10.7%	+0.5%	+0.1%	+2.5%

Figures presented are provided by Praemium and are before expenses. Information correct as at 30th June 2021.

Past performance is not a reliable indicator of future performance. While returns above and the chart below are from the model portfolio within Praemium, they are not the actual performance but indicative of the portfolio performance in Praemium.

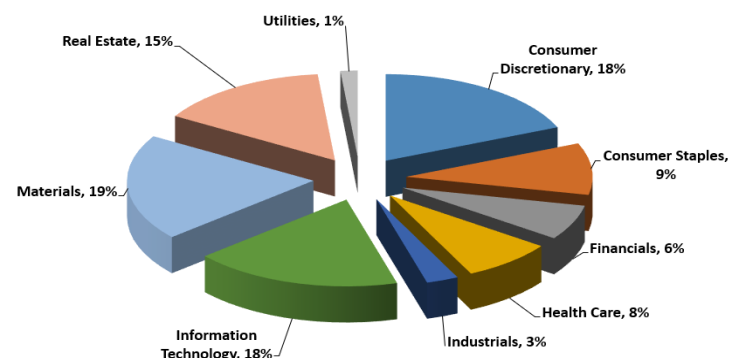
Cumulative returns over time



### Top 10 Holdings

#	Company	Portfolio Weighting
1	Mineral Resources	6.0%
2	Corporate Travel Limited	5.1%
3	Lifestyle Communities	4.7%
4	Lynas Corporation	4.6%
5	Northern Star	4.3%
6	Rural Funds Group	4.1%
7	IDP Education Limited	3.6%
8	Bapcor Limited	3.4%
9	Integral Diagnostics	3.4%
10	Bell Financial Group	3.4%

### Sector Allocation



### Peak Investment Partners

Founded in 2003, Peak is a successful boutique Australian portfolio manager who partners with individuals, families and 'not for profit' organisations to achieve their investment management goals. Predominantly owned and operated by its directors, Peak delivers private, trusted advice and matches investment solutions to individual needs, wants and circumstances.

Portfolio managers Ian Wenham, Richard Nicholas, Andrew Martin and Paul Israel are experienced in research and funds management, having held senior positions with leading global investment banks in Australia, Hong Kong as well as with Australian fund managers

Their expertise at managing investment portfolios combined with in-depth experience in global investment markets means that Peak consistently achieves superior portfolio outcomes for its clients.

© 2018 Peak Investment Partners Pty Ltd (ABN 12 109 434 880) is an authorised representative of Peak Investment Holdings Pty Ltd (ABN 17 118 685 993) who holds an Australian Financial Service Licence No.304008. This document provides general information only and is not intended to be a recommendation to invest in any product or financial service mentioned above. The general information in this document has been prepared without reference to any recipient's objectives, financial situation or needs. Before making any financial investment decisions we recommend recipients obtain legal and taxation advice appropriate to their particular needs. Please consult the appropriate Product Disclosure Statement for information regarding the Smaller Companies Model Portfolio.